

# Detector Switch One-way Operation Type


SPVC1 Series

www.DataSheet4U.com



Push type detector switch applicable to two types of circuit variations; Normal ON and Normal Close.

- Detector
- Push
- Slide
- Rotary
- Encoders
- Power
- Dual-in-line Package Type
- TACT Switch™
- Custom-Products



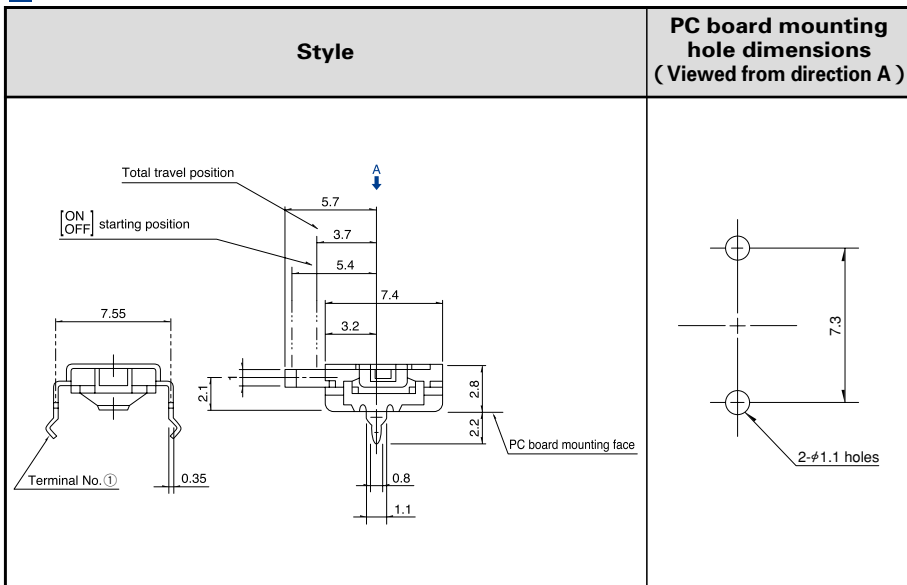
## Typical Specifications

Items		Specifications
Rating (max.)(min.) (Resistive load)		10mA 16V DC/50μA 3V DC
Contact resistance (Initial /After operating life)		1 max./2 max.
Operating force		0.85N max.
Operating life	Without load	25,000cycles
	With load	25,000cycles( 10mA 16V DC )

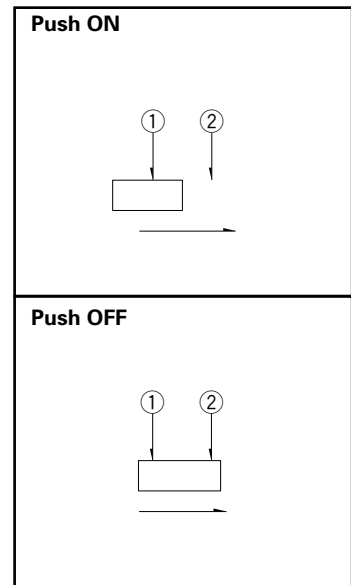
## Product Line

Poles	Positions	Terminal type	Circuit arrangement	Minimum order unit( pcs )	Product No.
1	1	Snap-in	Push ON	12,500	SPVC110300
			Push OFF		SPVC110100

## Dimensions



## Circuit Diagram



















## Note

Please place purchase orders per minimum order unit(integer).

# List of Varieties ( General-purpose Type )

- Detector
- Push
- Slide
- Rotary
- Encoders
- Power
- Dual-in-line Package Type
- TACT Switch™
- Custom-Products

Series	General-purpose Type								
	SSCF	SSCM	SPVP	SPVC1	SPVN	SPVS	SPVG	SPVL	
<b>Photo</b>									
<b>Operation type</b>									
<b>Operating temperature range</b>	-40 to +85	-10 to +60	-40 to +85						
<b>Rating (max.) (Resistive load)</b>	0.1A 12V DC	1mA 5V DC		10mA 16V DC	1mA 5V DC		50mA 20V DC	1mA 5V DC	
<b>Rating (min.) (Resistive load)</b>	50µA 3V DC		100µA 3V DC	50µA 3V DC			100µA 3V DC	50µA 3V DC	
<b>Electrical performance</b>	Initial contact resistance	100m max.	2 max.	5 max.	1 max.	2 max.		500m max.	2 max.
	Insulation resistance	100M min. 100V DC							
	Voltage proof	100V AC for 1 minute							
<b>Mechanical performance</b>	Terminal strength	5N for 1 minute	0.5N for 1 minute		3N for 1 minute	0.5N for 1 minute		1N for 1 minute	
	Actuator strength	10N	0.5N	5N	10N	5N		10N	5N
<b>Durability</b>	Operating life without Load	50,000cycles 200m max.	50,000cycles 5 max.	50,000cycles 10 max.	25,000cycles 2 max.	50,000cycles 5 max.		100,000cycles 1 max.	50,000cycles 5 max.
	Operating life with Load	(0.1A 12V DC) 50,000cycles 300m max.	(1mA 5V DC) 50,000cycles 5 max.	(1mA 5V DC) 50,000cycles 10 max.	(10mA 16V DC) 25,000cycles 2 max.	(1mA 5V DC) 50,000cycles 5 max.		(50mA 20V DC) 100,000cycles 1 max.	(1mA 5V DC) 50,000cycles 5 max.
<b>Environmental performance</b>	Cold	-20 ± 2 for 96h						-40 ± 2 for 96h	-20 ± 2 for 96h
	Dry heat	85 ± 2 for 96h							
	Damp heat	40 ± 2 , 90 to 95%RH for 96h							
<b>Dimensions (mm)</b>	W	11	5	3.5	6.3	3.8	3.5	5.5	5.55
	D	5.8	4	5.65	7.4	3.6	3.3	6.5	6.6
	H	12.4	1.5	1.2	2.8	1		2	1
<b>Soldering</b>	Manual soldering	350 ± 10 , 3 <sup>+1</sup> / <sub>0</sub> s	350 ± 5 , 3s max.		350 ± 10 , 3 <sup>+1</sup> / <sub>0</sub> s	350 ± 5 , 3s max.			
	Dip soldering	260 ± 5 , 5 ± 1s			260 ± 5 , 3s max.				
	Reflow soldering	Please see P.79				Please see P.79			
<b>Number of poles</b>	1								
<b>Operation force</b>	0.7N max.	0.35N max.	0.55N max.	0.85N max.	0.35N max.		0.4N max.	0.35N max.	
<b>Page</b>	46	48	49	50	51	53	55	60	

Detector Switches Soldering Conditions .....79  
 Detector Switches Cautions .....80